

100.0

Mensch und Maschine Software SE

Company Presentation Status April 19, 2024 / Q1 report 2024

© 2024 Mensch und Maschine



man  machine
Software

mensch  maschine
Software

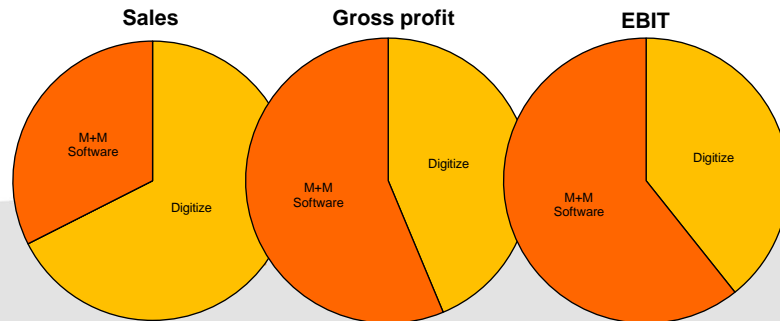
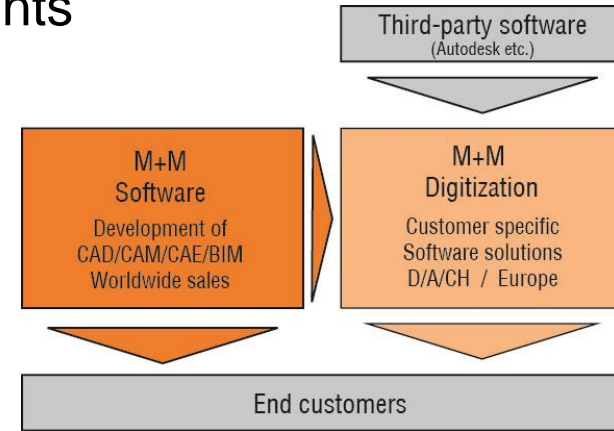
Business model

■ Leading developer of Technical Software Solutions

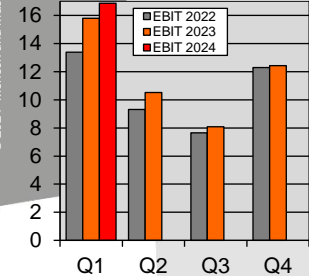
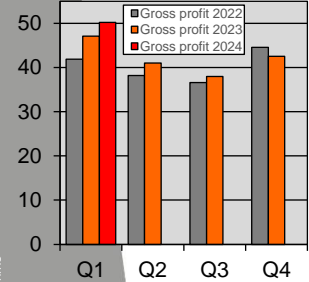
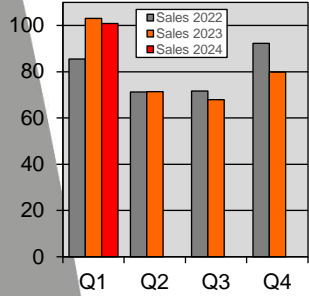
- ◆ CAD/CAM/CAE = Computer Aided Design / Manufacturing / Engineering
PDM/PLM = Product Data/Lifecycle Management / BIM = Building Information Modelling/Management
- ◆ Founded 1984 – 40 years on the market // IPO 1997 – 27 years public // >1,100 employees

■ Added Value well balanced over 2 Segments

- ◆ **M+M Software: Proprietary Standard Software**
CAD/CAM / BIM/Civil Engineering / Garden/Landscaping / CAE
- ◆ **Digitization*: Customized Software Solutions**
Proprietary Added Value: Customer Projects / Training / Hotline etc.
Third-party software (Autodesk etc.): Leveraging M+M market share
(*previous segment name: VAR Business)

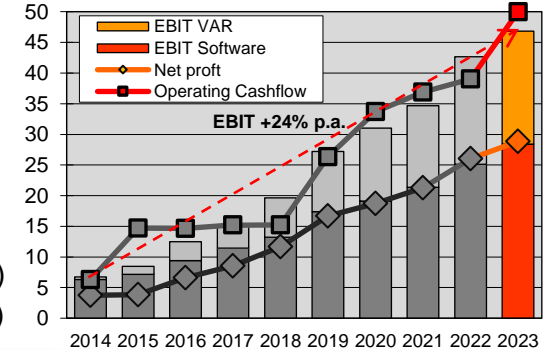
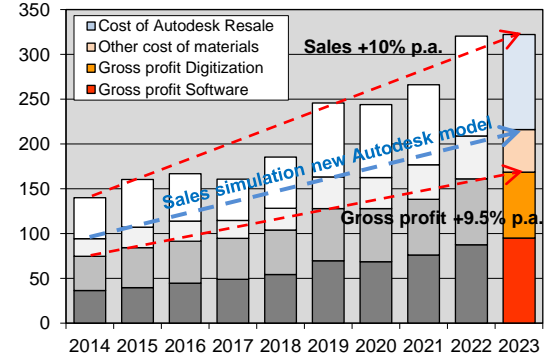


Sustainable business development



- Record sales 2023: EUR 322.31 mln / +0.5%**
 - 9YR average sales growth 2014-2023: +10% p.a.
 - Sales 2023 pro forma without Autodesk Resale: approx. EUR 216 mln (PY: 209)
- Record gross profit 2023: EUR 168.53 mln / +4.6%**
 - 9YR growth 2014-2023: +9.5% p.a. / much more steadily than sales development
- Record EBIT 2023: EUR 46.83 mln / +10%**
 - EBIT margin 14.5% (PY: 13.3%) // without Autodesk Resale: approx. 22% (PY: 20%)
 - EBIT growth 2014-2023: +24% p.a. / highly disproportionate to sales & gross profit
- Record net profit 2023: EUR 28.87 mln / +11% // EPS 172 Cents**
 - 9YR average net profit growth 2014-2023: +24.5% p.a.
- Record cash flows 2023: EUR 50.59 mln / +30% // CPS 302 Cents**
 - 9YR average Cashflow growth 2014-2023: +25% p.a.
- Record Dividend Proposal 2023: 165 Cents (PY: 140 / +18%)**
 - 9YR average Dividend growth 2014-2023: +26.4% p.a.

- Sales Q1/2024: EUR 100.87 mln / -2.1%**
- Record gross profit Q1/2024: EUR 50.18 mln / +6.6%**
- Record EBIT Q1/2024: EUR 16.86 mln / +6.7%**
- Record net Q1/2024 : EUR 10.62 mln / +8.2% // EPS 63 Cents (PY: 59)**
- Record CF Q1/24: EUR 25.52 mln (PY: 24.59) // CPS 151 Cents (PY: 148)**



Q1/2024

Sustainable business development: Outlook

Gross profit +9.5% p.a. / EBIT +24% p.a. – what's the trick?

- Very simple method: Opex increase 2014-2023 just +6.7% p.a.
- Opex development in the M+M Group is controlled continuously & locally (~100 profit centers) at ~2/3 relative to gross profit development
 - Continuous profit gains through strict cost control management
 - ✓ Working well even despite short-term dips in gross profit development (2016/17: Gross profit +3.7% / EBIT +22% // 2YR 19/21: Gross profit +8.2% / EBIT +28%)

Sustainably profitable strategy - also for the future:

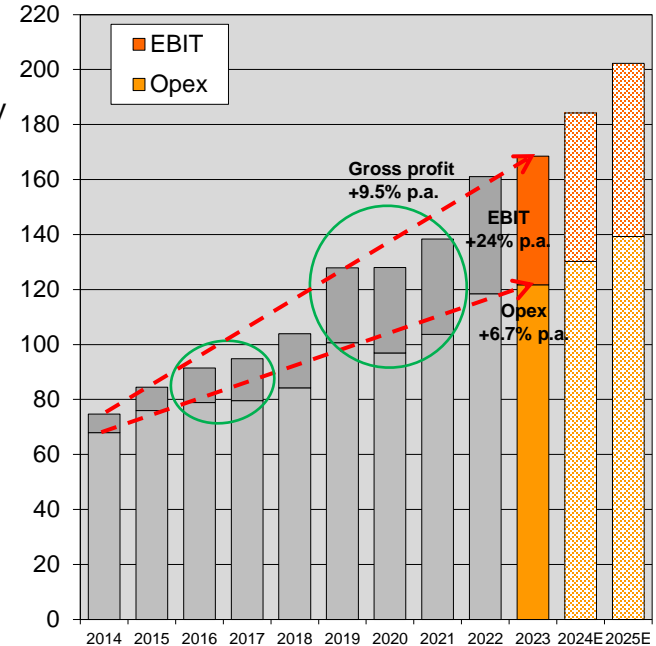
- Organic growth + cost discipline = economy of scale effect

Long-term growth target (organic):

- Profit doubling in 4-5 years: EPS >344 Cents by 2027/28

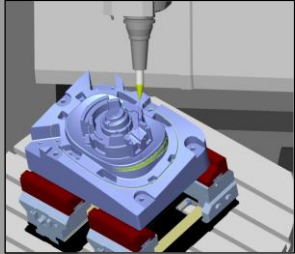
2024E/25E: EBIT/EPS target path still +17% p.a. on average

- ◆ 2024E: Gross profit +8-12% to EUR 182-189 mln
EPS +10-20% to 189-206 Cents / Dividend +20-30 to 185-195 Cents
- ◆ 2025E: EBIT/EPS +12-25% / Dividend +25-35 Cents

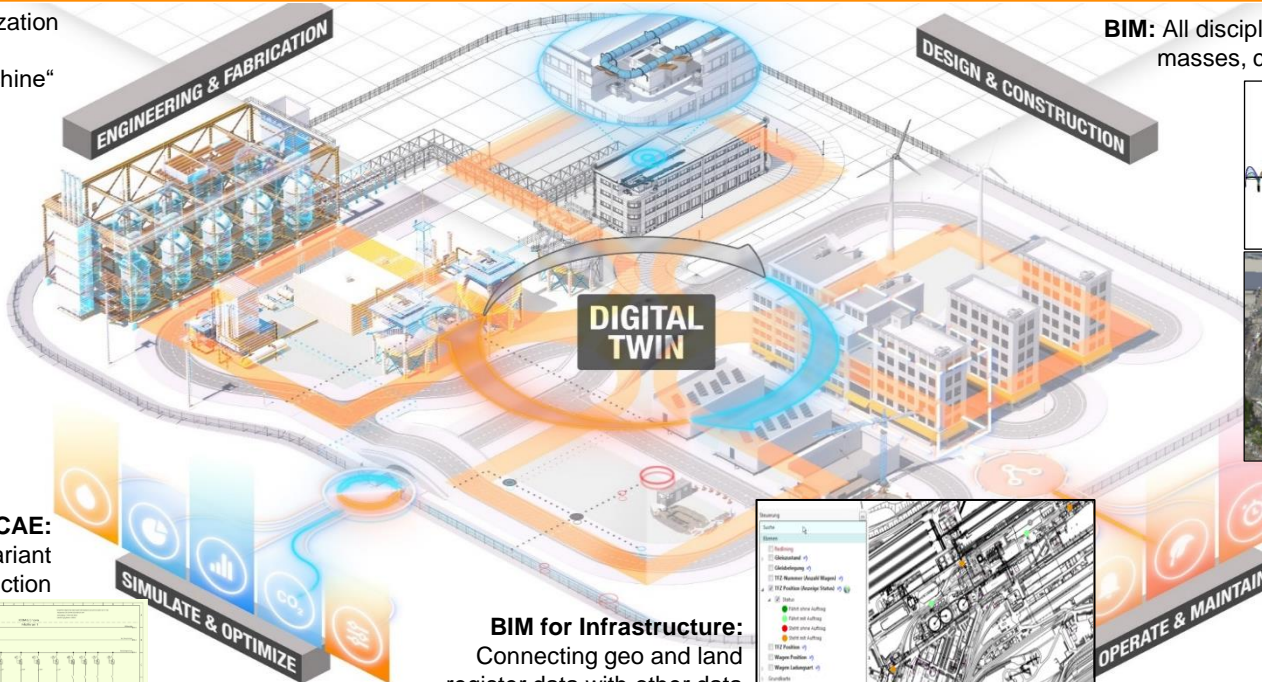


The M+M Portfolio: Various Digital Twins

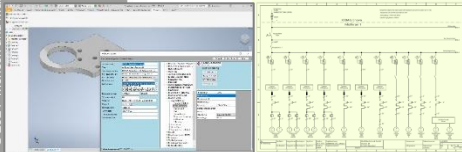
CAM: Simulation/Optimization of the entire machining process in a „Virtual Machine“



BIM: All disciplines of a building in 3D, incl. masses, cost dimensions and timeline



Manufacturing/CAE: PDM, plant or variant design/construction



BIM for Infrastructure: Connecting geo and land register data with other data sources to Digital City or Factory





CAD/CAM in practice (M+M Software)

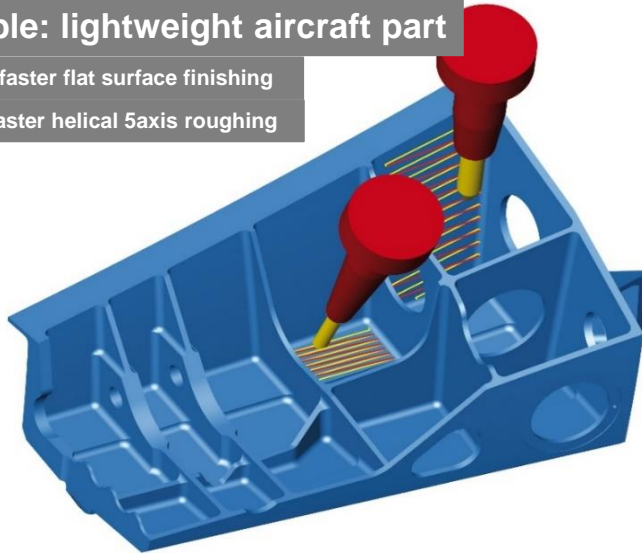


- CAM – Computer Aided Manufacturing
 - 100% Subsidiary Open Mind – Product line *hyperMILL*®
 - High end: Average revenue approx. EUR 30,000 per seat
 - Globally >10,000 customers with >20,000 CAM seats


Example: lightweight aircraft part

Up to 10x faster flat surface finishing

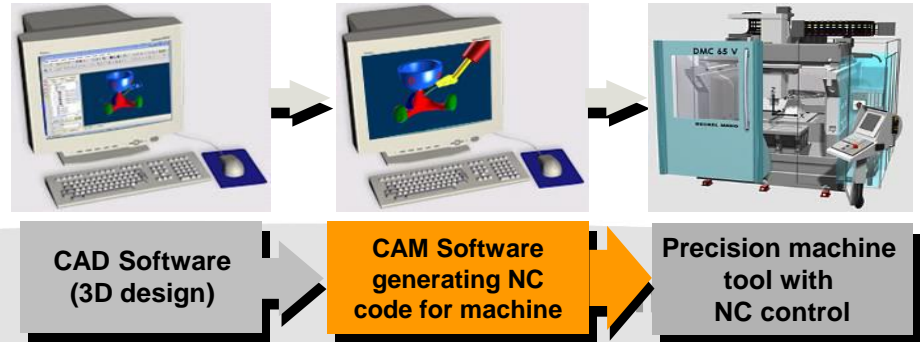
Up to 5x faster helical 5axis roughing



Precision machine tools' purchase prices are in the six or seven digit Euro range. *hyperMILL*® reduces milling times by up to 90% through intelligent machining strategies, pushing return on investment for these expensive machine tools to completely new dimensions.



hyperMILL®



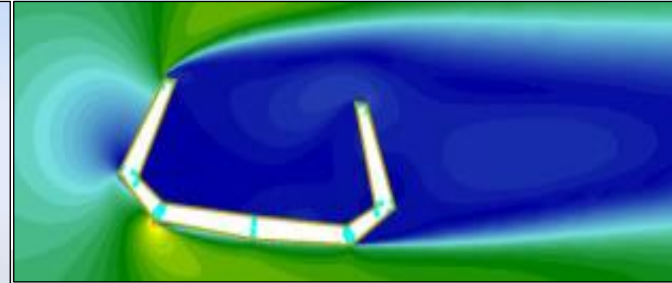
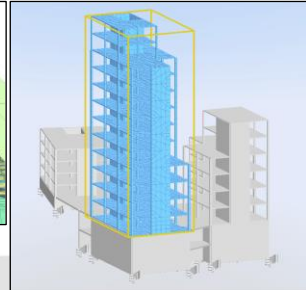
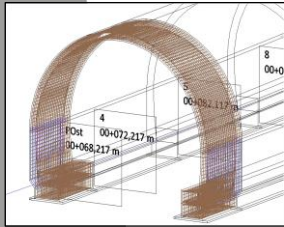
5x faster: Total milling time 2h05 instead of 10h30



BIM in practice (M+M Software)

- BIM / Civil Engineering: Structural Analysis & Reinforcement Software

- Subsidiary SOFiSTiK AG (est. 1987) / M+M share 51.4%
- Technology leader in bridge, geotech/tunnel and building construction
- Over 3,000 customers in more than 60 countries on all continents
- Impressing References – e.g. Sixth Street Viaduct in Los Angeles, USA (2022)
- Various special modules rounding up the software portfolio e.g.:
 - Bridge + Infrastructure Modeler to design Bridges, Tunnels and other profile buildings like noise barriers
 - CFD (Computational Fluid Dynamics) for wind analysis
 - Seismic analysis of building safety in case of earthquakes etc.






BIM in practice (M+M Software)



- Gardening / Landscaping / Earthworks for Architects and Implementers
 - M+M Subsidiary DATAflor, Goettingen, Germany (est. 1982) / M+M share 67.2%
 - Integrated software solutions not only containing graphical planning but also calculation, tender, quoting, construction site controlling and billing
 - Three examples from the extensive functionality:
 - Garden plan with planting suggestion and 'flowering calendar' across the seasons (left picture)
 - Digital terrain model: Comfortable 3D design / Output to excavator control units (middle picture)
 - GRUENSTUDIO 3D: Live experiencing the future garden e.g. via VR glasses (right picture)



Digitization in practice

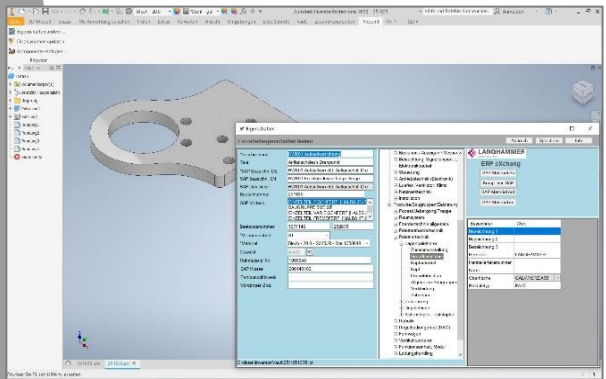


- Solutions for Manufacturing Customers with high savings potential, e.g.:

PDM/PLM: Connecting design and commercial data, e.g. SAP


CAE for large plants: electrical, hydraulics, pneumatics as well as building services

Fully automated variant design for profitable production from batch size 1



pdm  booster

exs
THE FUTURE OF CAE

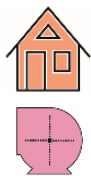


custom 



man  machine
Software

mensch  maschine
Software



Digitization in practice

- Architecture: BIM – Building Information Modelling / Management



BIM training series for all stakeholders in construction projects - from draftsman to project manager. Since 2012 more than 10,000 participants have been trained/certified.



Application/Countrification
family adapting Autodesk Revit
to local standards & needs

bim booster
Planning / Model checking
Calculation Module
2D/3D Quantity Take Off



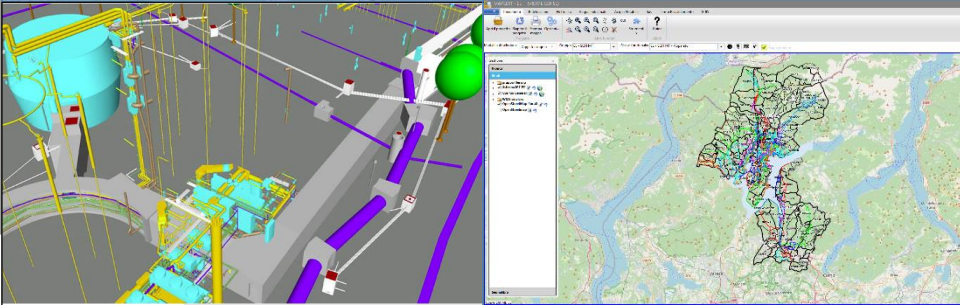


Digitization in practice



- Building Information Management / BIM for Infrastructure: MuM MapEdit as a data hub for the Digital City or Factory

Approx. 2,500 seats at nearly 200 customers in D, CH and Europe: Municipalities, Suppliers, Industry, Ports/Airports, Planning Offices...



Entdecken Sie Ihr Sparpotenzial - Emdor Solarkataster

Das Emdor Solarkataster stellt eine Orientierungshilfe dar, mit der Sie die Eignung Ihres Daches für Fotovoltaik- und / oder Solarthermieanlagen erkennen können. Mit Hilfe von drei einfachen Schritten können Sie auf der Karte einsehen, ob auch in Ihrem Haus ein ungenutztes Sparpotenzial vorhanden ist.

- 1. Problemstellung**
 - Fotovoltaik
 - Solarthermie
- 2. Dachfläche suchen**

Finden Sie die von Ihnen gesuchte Dachfläche durch Eingabe der gewünschten Adresse oder suchen Sie direkt in der Karte.

Strasse und Hausnummer
- 3. Sparpotenzial erkennen**

Uns zeigt auf einem Blick Informationen über die Eignung für den Einsatz von Fotovoltaik- oder Solarthermieanlagen zu erlangen. Klicken Sie den Mauskursor auf die gewünschte Dachfläche.

Legende

 - sehr gut geeignet
 - gut geeignet
 - bedingte geeignet

Dachfläche (172,8 m²) sehr gut geeignet
 Geeignete Fläche für PV-Anlagen: 16,4 m²
 Max. CO2-Einsparung: 5,1 Tonnen pro Jahr
 (Viel möglich mehr wissen (zum Kontaktformular))

Steuerung

Scale

Ebenen

- Bestattung
- Gleisbestand
- Gleisübergang
- T22 Nummer (Abstand Wagen)
- T22 Funktion (Steuerung Status)

Status

- Fahrt ohne Auftrag
- Fahrt mit Auftrag
- Stand ohne Auftrag
- Stand mit Auftrag
- T22 Funktion
- Wagen Position
- Wagen Ladung
- Grundkarte

Legende

mapedit

mapedit logo

Allocation of Gross Profit (2023: EUR 168.53 mIn)

Manufacturing (~55%):



- CAM Software hyperMILL / proprietary kernel hyperCAD S
Target group: Owners/Buyers of Precision Machine Tools
- Digitization: Projects/Training for Mechanical/Electrical/Process Engineering, Hydraulics, Pneumatics, Automotive/Aerospace/Shipbuilding ...

Architecture/Construction/Engineering (~35%):

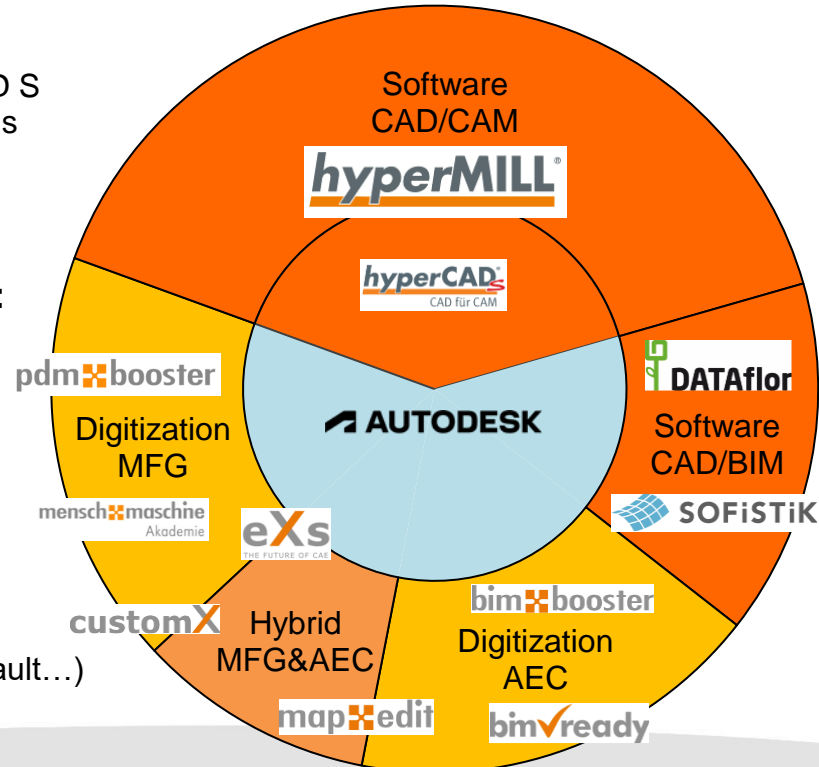


- Software: BIM/Gardening/Landscaping (DATAflor)
BIM/Structural/Civil Engin/Bridge/Tunnel (SOFiSTiK)
- Digitization: Projects/Training for Architecture, Building Services, Facility Management ...

Hybrid MFG & AEC (~10%):



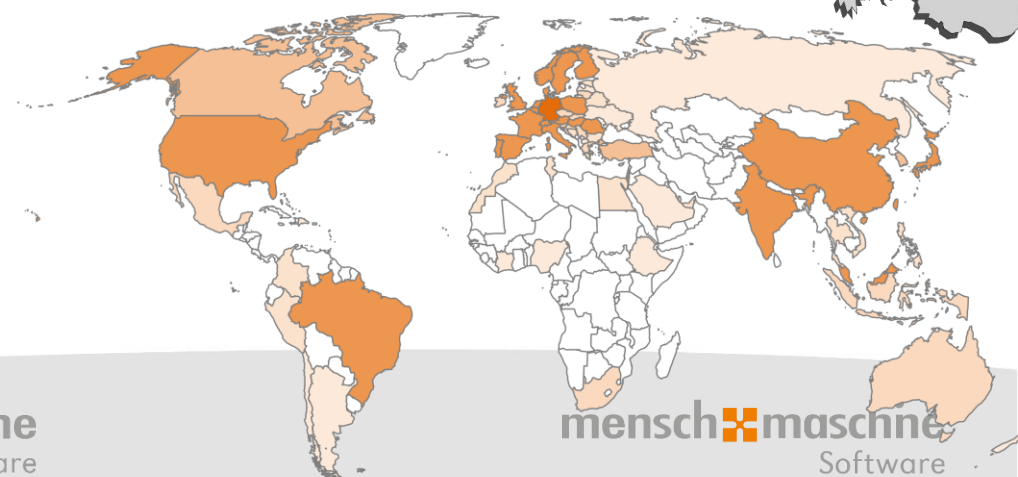
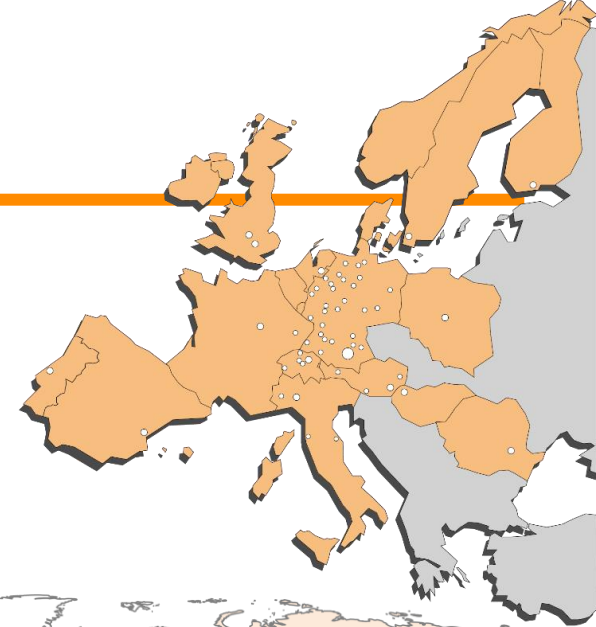
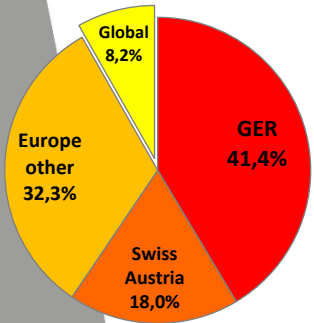
- CAE, Infrastructure (Digital City / Factory), Variant design, iBIM for AEC subcontractors ...
- Common Base (Exception CAM):
Autodesk CAD Standards (AutoCAD, Revit, Inventor, Vault...)
VAR Business: Autodesk Business / Software: OEM Licensing



Global sales / DACH focus

■ Geographical sales contribution: (2023)

- ◆ Germany: EUR 133.5 mln / 41.4%
- ◆ Austria/Switzerland: EUR 58.2 mln / 18.0%
- ◆ Europe (other): EUR 104.1 mln / 32.3%
- ◆ Global: EUR 26.5 mln / 8.2%
- ◆ M+M's own CAM and BIM / Civil Engineering Software is sold to more than 70 countries on all five Continents
- ◆ ~75 Subsidiaries in >20 Countries (Europe, Asia and America)
- ◆ Far over 100,000 active seats @ more than 30,000 customers



Sustainability: Economy & Ecology in harmony

The M+M group is using all suitable roof surfaces in corporate ownership for regenerative power production with a total amount of ~200 MWh solar power p.a.



The M+M business model is based on resource savings for customers ...

- ✓ A precision machine tool that runs two to five times faster consumes correspondingly less electricity
- ✓ The same applies when customers accelerate their technical processes with eXs, customX or PDM Booster
- ✓ Or when BIM Ready training and the use of BIM Booster enable more effective planning and resource-saving construction
- ✓ Or when large infrastructure operators can achieve their ambitious sustainability goals more quickly through MapEdit
- ✓ A structure planned and calculated with SOFiSTiK software uses less steel and concrete or can alternatively be made of a more environmentally friendly material such as wood
- ✓ With the Gardening/Landscaping design software from DATAflor, gardens or parks are created that make a direct contribution to CO₂ reduction

... which should be enough to more than compensate the M+M CO₂ footprint



M+M: Entrepreneurial & Public Company

Listings:

- ◆ scale, Frankfurt (scale30)
- ◆ m:access, Munich

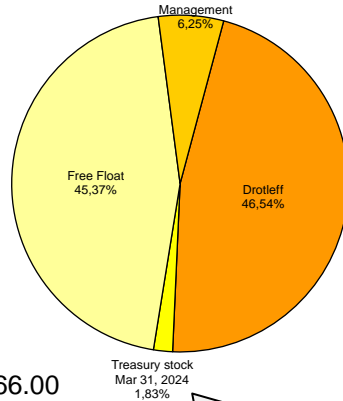
Designated Sponsors:

- ◆ LBBW, Stuttgart
- ◆ Oddo BHF, Frankfurt

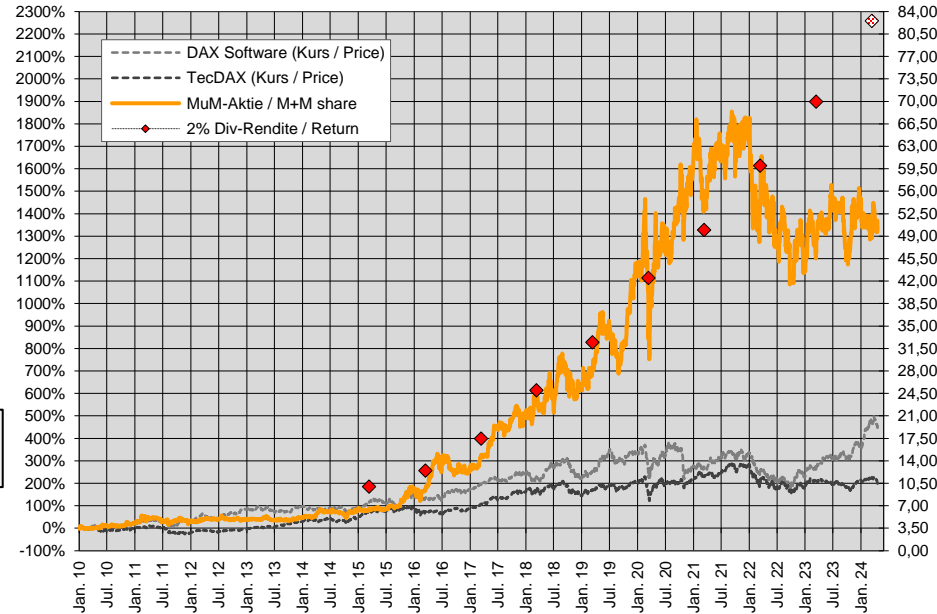
Analyst Coverage:

- ◆ LBBW: „Buy“ – fair value EUR 66.00
- ◆ SMC Research*: „Strong buy“ – EUR 69.00
- ◆ Bryan, Garnier & Co*: „Buy“ – EUR 62.00
- ◆ Baader Helvea*: „Buy“ – EUR 74.00
- ◆ Berenberg*: „Buy“ – EUR 72.00

*available in English language



Total 313,595 shares
Value MEUR 13.149
EUR 41.93 per share



Total dividends paid since 2010: EUR 7.10

M+M share correlated with ~2% initial dividend return since 2016. Volatility: 2020/21 min. ~-1.5% // 2022/23 max. ~-3.5%

Why invest in M+M shares ?

- M+M is a leading developer of technical software solutions
 - ◆ Founded 1984 // 40 years of established market position // >1,100 employees
 - ◆ More than 30,000 active customers with far over 100,000 active seats worldwide
 - ◆ Broad geographical & sectoral allocation allows for flexible change management
 - ◆ Entrepreneurial and 27 years public company
- Highly scalable business model / sustainable profitable growth
 - ◆ Organic growth (CAGR): long-term average approx. 10% p.a.
 - ◆ EPS 2023: 172 Cents – Targeted doubling in 4-5 years: EPS >344 Cents until 2027/28
 - ◆ Profit growth target secured by effective cost management
- Continuously increasing dividend return due to high payout ratio
 - ◆ Reason: Investment in software development (EUR >24 mln p.a.) is not capitalized
 - ◆ That is why M+M can distribute the profit in full without endangering its future

More Information: www.mum.de / Investor Relations